

# "I Wanna Be Like You"

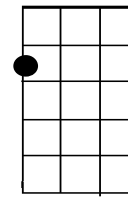
by Richard and Robert Sherman

**SPA STRUMMERS** 29/08/2012 v2

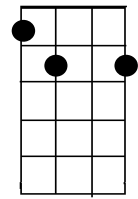
arranged for ukulele by David Jenkins

Intro : **Am E7 Am E7 Am E7 Am (x 2)**

**[Am]** Now I'm the king of the swingers  
Oh, the jungle VI**[E7]**P,  
I've reached the top and had to stop  
And that's what botherin' **[Am]** me.  
I wanna be a man, mancub,  
And stroll right into **[E7]** town  
And be just like the other men  
I'm tired of monkeyin' a**[Am]**round!



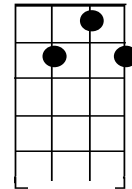
Am



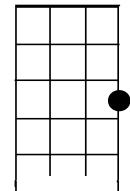
E7

**Chorus:-----**

**[G7]** Oh, **[C]** oo-bee-doo  
I wanna be like **[A7]** you  
I wanna **[D7]** walk like you,  
**[G7]** Talk like you **[C]**t oo.  
You'll **[G7]** see it's **[C]** true  
An ape like **[A7]** me  
Can **[D7]** learn to be **[G7]** human **[C]** too. (last time **[G7]**.....**[C]**)



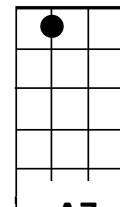
G7



C

**Am E7 Am E7 Am E7 Am (x 2)**

Now **[Am]**don't try to kid me, mancub  
I made a deal with **[E7]** you  
What I desire is man's red fire  
To make my dream come **[Am]** true.  
Give me the secret, mancub,  
Clue me what to **[E7]** do  
Give me the power of man's red flower  
So I can be like **[Am]** you.

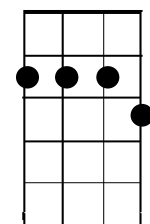


A7

**Instrumental ( DON'T SING - Just Ukes and Kazoos**

( **[G7]**Oh, **[C]**oo-bee-doo  
I wanna be like **[A7]**you I wanna **[D7]**walk like you,  
**[G7]**Talk like you **[C]**too. You'll **[G7]**see it's **[C]**true  
An ape like **[A7]**me Can **[D7]**learn to be **[G7]**human **[C]**too.)

**Am E7 Am E7 Am E7 Am**  
**Am E7 Am E7 Am E7 Am**



D7

I'll **[Am]**ape your mannerisms  
We'll be a pair of **[E7]** twins  
No one will know where a man cub ends  
and an orang utang be**[Am]**gins  
When I peel bananas  
I won't peel 'em with my **[E7]** feet  
I'll be just like a mancub  
And use your eti**[Am]**queet

**Chorus and end**

## Strumming patterns for "I WANNA BE LIKE YOU"

### Strumming Pattern (sounds like)

/ **Dum Dum DummerrDummer** / **Dum Dum DummerDum** /  
/ **Dum Dum DummerDummerDum** / Wak a do

### Firmer stroke on 1<sup>st</sup> Down, where bolder type

/ **Down** DownUpDownUpDown / **Down** DownUpDownUpDown /  
/ **Down** DownUpDownUpDown / **Down** / DownUpDown

### So, intro is:-

**Am E7 Am E7 Am E7 Am**  
/ **D DUDUD / D DUDUD / D DUDUD / D / DUD**

1. Firm stroke Down (no Upstroke after)
2. natural gap while your hand comes up for next Down
3. straight back Up
4. straight back Down
5. straight back Up
6. straight back Down (no Upstroke after)
7. back to 1

### Linking Strumming Pattern 2 (sounds like)

"Wak a do"

/ DownUpDown /

/ DUD /

1. Down
2. Up
3. Down
4. STOP

### Now, put them together for the intro etc:-

/ **Dum DummerDummerDum** / **Dum DummerDummerDum** /  
/ **Dum DummerDummerDum** / Dum / Wak a do / STOP

**Dum DummerDummerDum** / **Dum DummerDummerDum** /  
/ **Dum DummerDummerDum** / Dum / Wak a do / STOP